
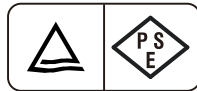


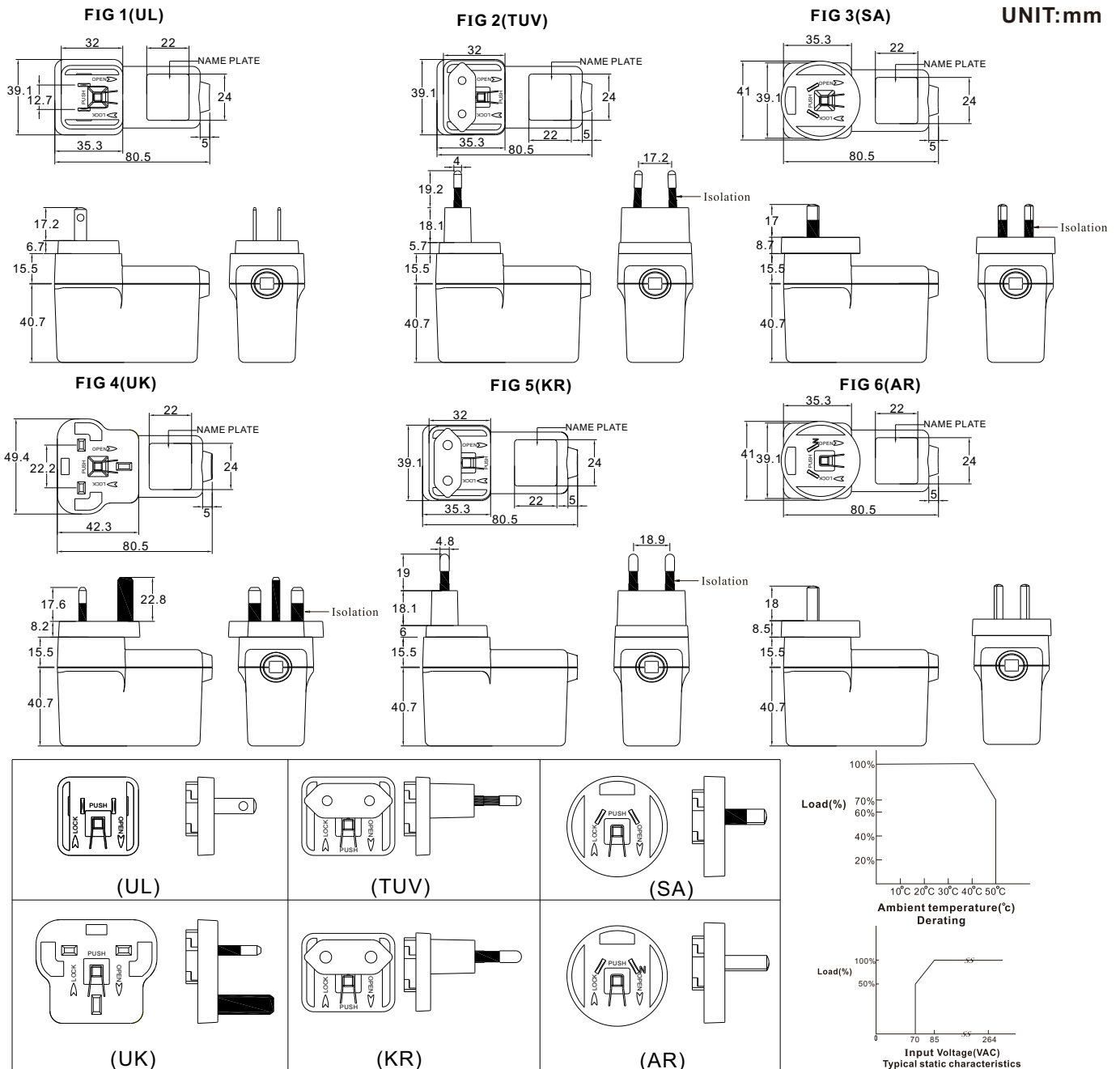
GMPU18 18W Wall mount interchangeable series DoE (VI) & EU ErP / CoC (5)**Plug-in power supply****Features:**

- Universal input voltage
- Meet EISA 2007 / DoE (VI) & EU ErP / CoC(5) for 5~6VDC, 8~58VDC
- Single output
- Optional output connectors
- Short circuit protection
- Over voltage protection
- Over current protection
- Means of patient protection design
- Possess risk analysis report
- Meet 60601-1-11(health care applications)
- Two years limited warranty

**SAFETY AGENCY APPROVALS**

Specifications:	GMPU18 Series:
Input voltage	100 ~ 240 VAC
Input frequency	47 ~ 63Hz
Input current	0.45-0.2A
Leakage current	0.1mA Max. @ 240 VAC / 50Hz
Output voltage	See rating chart
Output current	See rating chart
Output power range	See rating chart
Ripple	See rating chart
Over voltage protection	Yes. Protected by Zener diode. Rated output voltage 110~140%
Over current protection	Yes. Hiccup mode; Auto-recovery. Rated output current >110%
Short circuit protection	Yes. Hiccup mode; Auto-recovery
Temperature coefficient	All output $\pm 0.04\%/^{\circ}\text{C}$ maximum
Transient response	Maximum excursion of 4% or better on all models. Recovering to 1% of final value within 500uS after a 25% step load change
Operating temperature	0°C~+40°C. See derating curve
Storage temperature	-40°C~+85°C
Relative humidity	5% to 95% non-condensing
Derating	Derated from 100% at +40°C linearly to 70% at 50°C
Avg.Efficiency	See rating chart
Setup / Hold up / Rise time	Typical : 1000mS / 10mS / 50mS at full load.
Line regulation	$\pm 1\%$ maximum for any input voltage change between input voltage range
Load regulation	Typical $\pm 5\%$ variations from minimum to maximum output current . Or see rating chart
Insulation resistance	50Mohm minimum from input to output
Inrush current	50 AMPS @ 115 VAC ; 90 AMPS @ 230 VAC at 25°C cold start
Withstand voltage	5656VDC from input to output
Mean time between failure	100,000 hours minimum at full load at 25°C ambient
EMC	(A)CE: EN60601-1-2 (B)FCC Part 15 / Part 18 Subpart B
Safety	(A) UL: ES60601-1 (B) CSA: C22.2 NO.60601-1 (C) CB: IEC 60601-1 (D) EN: EN60601-1
Warranty	2 years

GMPU18 *18W Wall mount interchangeable series DoE (VI) & EU ErP / CoC (5)* (FOR MEDICAL)



X= UI: (American type_FIG 1) or EI: (European type_FIG 2) or SAI: (2pin Australian type_FIG3) or BSI: (UK type_FIG 4) or KRI: (Korea type_FIG 5) or ARI: (Argentina type_FIG 6)

Model name	Output Voltage(VDC)	Output Current(A)	Max.Output power(W)	Ripple.(mV) max.	Line Regulation(%)	Load Regulation(%)	Avg.Eff.(%)		No load Power Consumption(W)	Measured at the output of
							DoE (V)	CoC (4)		
GMPU18X-1-1	6~8	2.50~1.87	15	80	±1	±5	>79.2	>79.2	<0.3	7.5
Model name	Output Voltage(VDC)	Output Current(A)	Max.Output power(W)	Ripple.(mV) max.	Line Regulation(%)	Load Regulation(%)	Avg.Eff.(%)		No load Power Consumption(W)	Measured at the output of
GMPU18X-1	5~6	3.00~2.50	15	80	±1	±5	>81.39	>81.84	<0.075	5
GMPU18X-2	8~11	2.25~1.64	18.04	100	±1	±5	>85	>85.45	<0.075	9
GMPU18X-3	11~13	1.64~1.38	18.04	120	±1	±5	>85	>85.45	<0.075	12
GMPU18X-4	13~16	1.38~1.13	18.08	150	±1	±5	>85	>85.45	<0.075	15
GMPU18X-5	16~21	1.13~0.86	18.08	150	±1	±5	>85	>85.45	<0.075	18
GMPU18X-6	21~27	0.86~0.67	18.09	150	±1	±5	>85	>85.45	<0.075	24
GMPU18X-7	27~33	0.67~0.55	18.15	240	±1	±3	>85	>85.45	<0.075	28
GMPU18X-8	33~58	0.55~0.32	18.56	240	±1	±3	>85	>85.45	<0.075	48

Note:

- Weight: Approx 140~160gs
- Optional output connectors (See appendix A)
- Avg. Eff.(%): Averages the efficiency at 25, 50, 75, and 100 % of max. rated output current.
- Standard Output cable: 5~5.9V: UL2468, 16AWG, 1M
6~8V: UL2468, 20AWG, 4FT
8~11: UL2468, 16AWG, 1M
11~13: UI2468, 18AWG, 1M
13~58V: UL2468, 22AWG, 5FT